


Upstairs TV System using RTI Remote:


The House button:  will always take you to the Home Page:




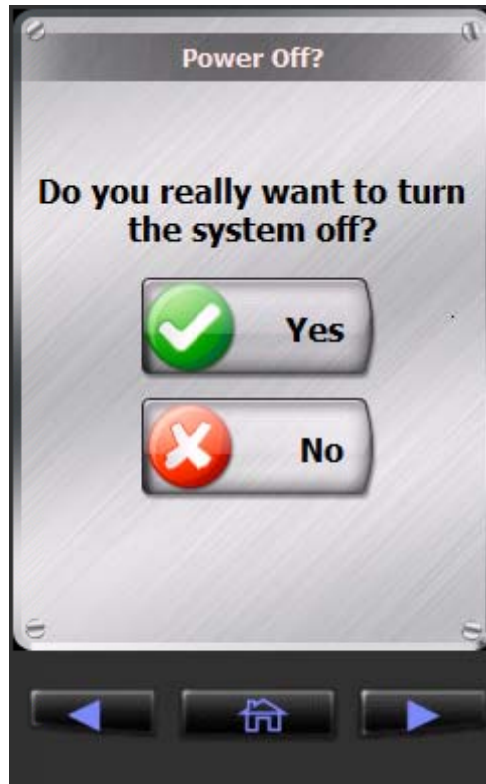
Once on the Home Page select the activity to watch by pressing it on the screen.

The System will automatically turn on when an activity is selected.

Note: To make usage more intuitive the CH and VOL buttons have been switched:

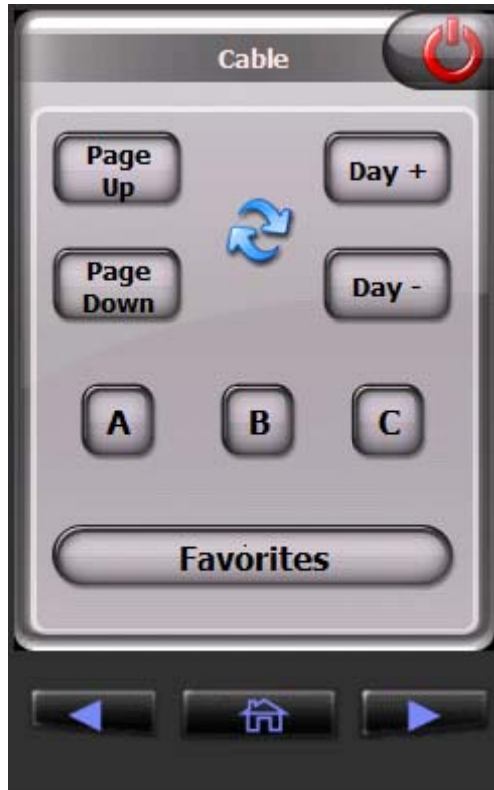



The Power button:  is on each page and leads to the Power Down Screen:



Pressing the YES button will turn off all devices.

On the Cable TV Screen:



The Previous button:  will take you back to the previous channel.

The Page Up/Page Down/A/B/C buttons are for navigating the channel Guide on the Cable Box.

On the DVD Player Screen:



The Transport buttons will control the video playback:



On the CD Player Screen:



The Transport buttons will control music playback:



The Disc buttons on the bottom of the screen will cause that number disc to play.

This guide should be able to get you through basic operation of the Downstairs TV System. As with all technology, sometimes problems may arise. Please to not hesitate to call with any questions you may have:

Brett
(858) 333-7991

www.brettdemaria.com

Intentionally blank